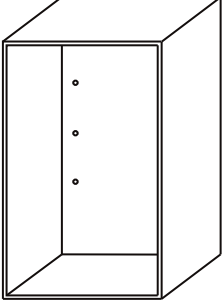


12V  
DC

IP 20

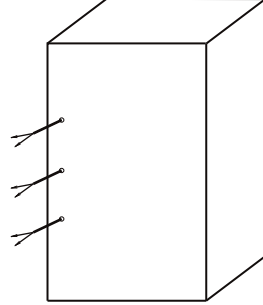


1



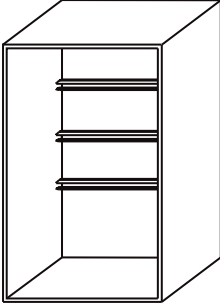
\* Kablo için Ø9mm. delik açınız.

2



\* Kabloyu delikten çıkartın.

3



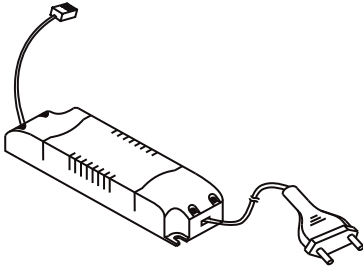
\* Ürünü arkasındaki bant yardımı ile yapıştırın.

4



\* Camı içine kaydırın.

5



\* 31500020 kod numaralı Trafo ile kullanılır.



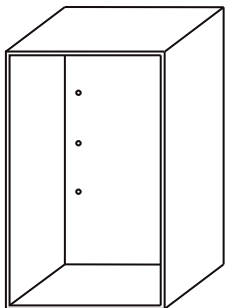
12V  
DC



IP 20

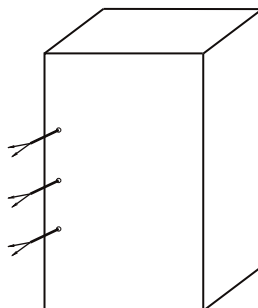


1



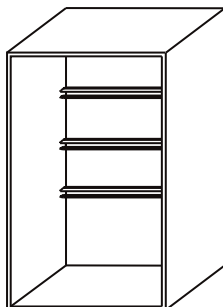
\* Drill the Ø9mm. hole for the cable.

2



\* Cable come out through the hole

3



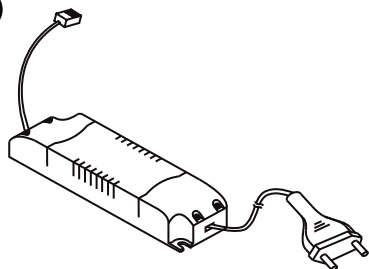
\* Fix the light with the tape.

4



\* Slide in the glass.

5



\* It is used with 31500020 coded number Power Supply

